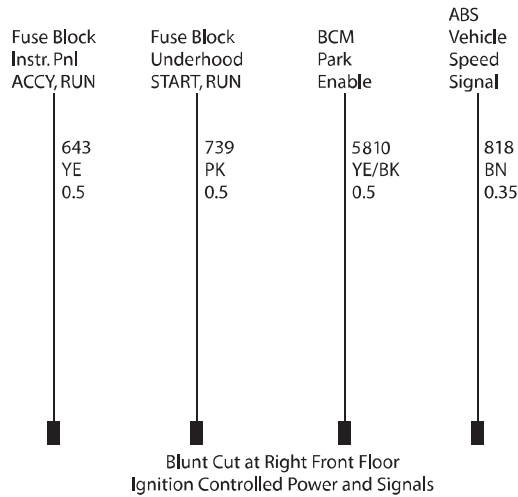


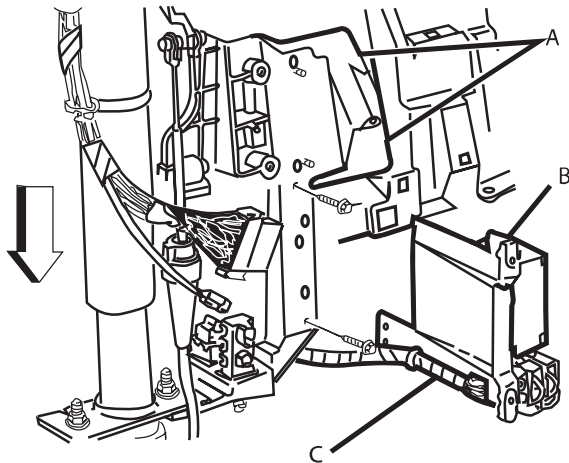
CONTROLLED POWER AND SIGNAL CIRCUITS WITH 12-VOLT POWER SUPPLY



Bunt cut ignition controlled power and signal circuits are also included in the following 5-foot (1.5 m) right foot loop. The spotlamp fuses are located in the passenger's side underhood fuse block. See "Fuses and Circuit Breakers" in your owner's manual index for more information.

- A yellow, 20-gauge (0.5 mm²) 10-amp fused circuit, HOT in ACCESSORY, RUN or RAP (Retained Accessory Power) Fuse "RAP" is in the end of the instrument panel.
- A pink, 20-gauge (0.5 mm²) 10-amp fused circuit, HOT in START/RUN. Fuse "PWR Drop/CRNK" is in the underhood fuse block.
- A yellow/black, 20-gauge transaxle park signal from the Body Control Module (BCM). This circuit provides switched power (12-volts) when the transmission is not in PARK (P) and the engine is running. The electrical load attached to the park circuit must not exceed 0.5-amps (one relay coil).
- A brown, 22-gauge (0.35 mm²) vehicle speed signal (4,000 pulses/mile) from the ABS module. Connect only high impedance load.

FUSE BLOCK BATTERY POWER SUPPLY

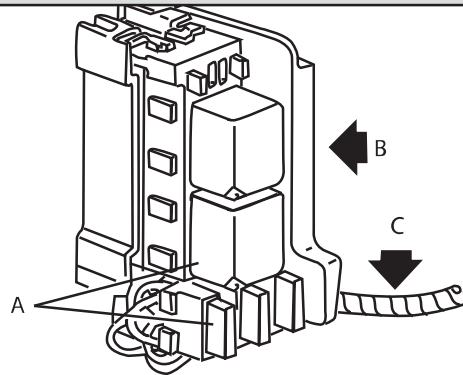


SERVICING RELAYS AND CIRCUIT BREAKERS

The following information shows you where the relays and circuit breakers are located in the fuse block.

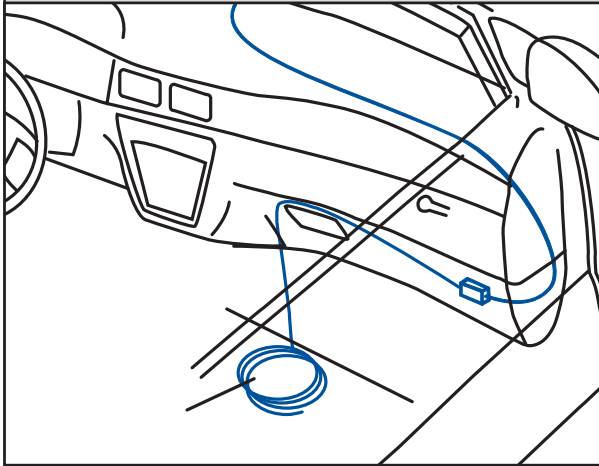
- A. Instrument panel carrier
- B. Relay center for circuit breakers and control relay
- C. Instrument panel harness branch

ENLARGED VIEW OF THE BATTERY POWER FUSE BLOCK



- A. Relays and circuit breakers
- B. Front of the vehicle
- C. Floor of the vehicle

WIRING PROVISIONS FOR 12-VOLT BATTERY POWER SUPPLY



Battery power is supplied through two fusible links, one 50-amp and one 65-amp, to three circuit breakers and two control relays located in the control center above the accelerator pedal. A 50-amp circuit breaker feeds power directly from the 50-amp fusible link through a 10-gauge blunt cut wire. Two 30-amp circuit breakers supply power from the 65-amp fusible link through the contacts of the control relays to 12-gauge blunt cut wires. The blunt cut leads are part of a 5-foot coil on the floor under the instrument panel. Each relay is to be operated by an 18-gauge control lead included in the 5-foot coil under the instrument panel. An 8-gauge system ground lead is also provided in the 5-foot coil. The total current available through the 12-volt power supply is 110-amps.

Two blunt cut wires provide ignition controlled power; one is HOT when the ignition is in ACCESSORY/ON; the second is HOT when the ignition is in START/ON.

A third blunt cut wire from the body control module provides a park-enable signal. When the transmission is in PARK, zero volts (not ground) are present and 12-volts are present when the transmission is in any other position. The circuit is designed to operate a single customer-furnished relay.

A fourth blunt cut wire provides the Vehicle Speed Signal (VSS).