

Section 2: Electrical

5. Twisted Pair E (14AWG)

- Orange
- Orange / Black

6. Twisted Pair E (14AWG)

- Black
- Black / White


Sedan — Lower Center Instrument Panel Removal and Installation



N0151478

1. Remove the lower center instrument panel finish panel.

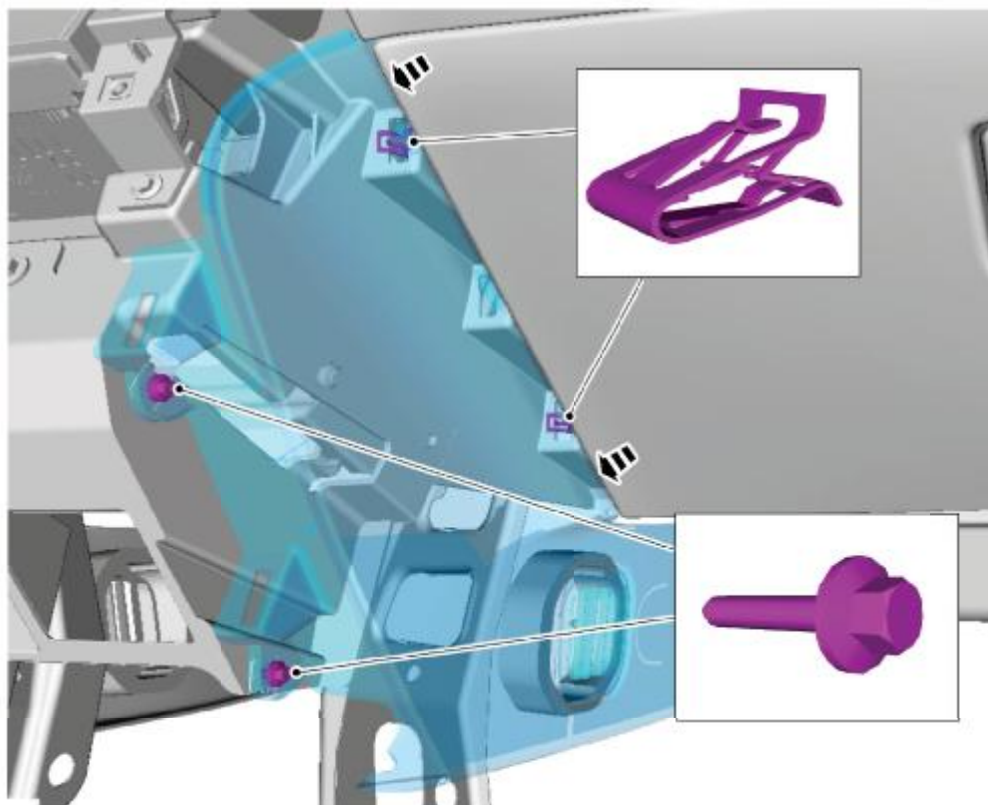
Section 2: Electrical



N0135137

2. Remove the LH and RH lower cowl panel side trim.

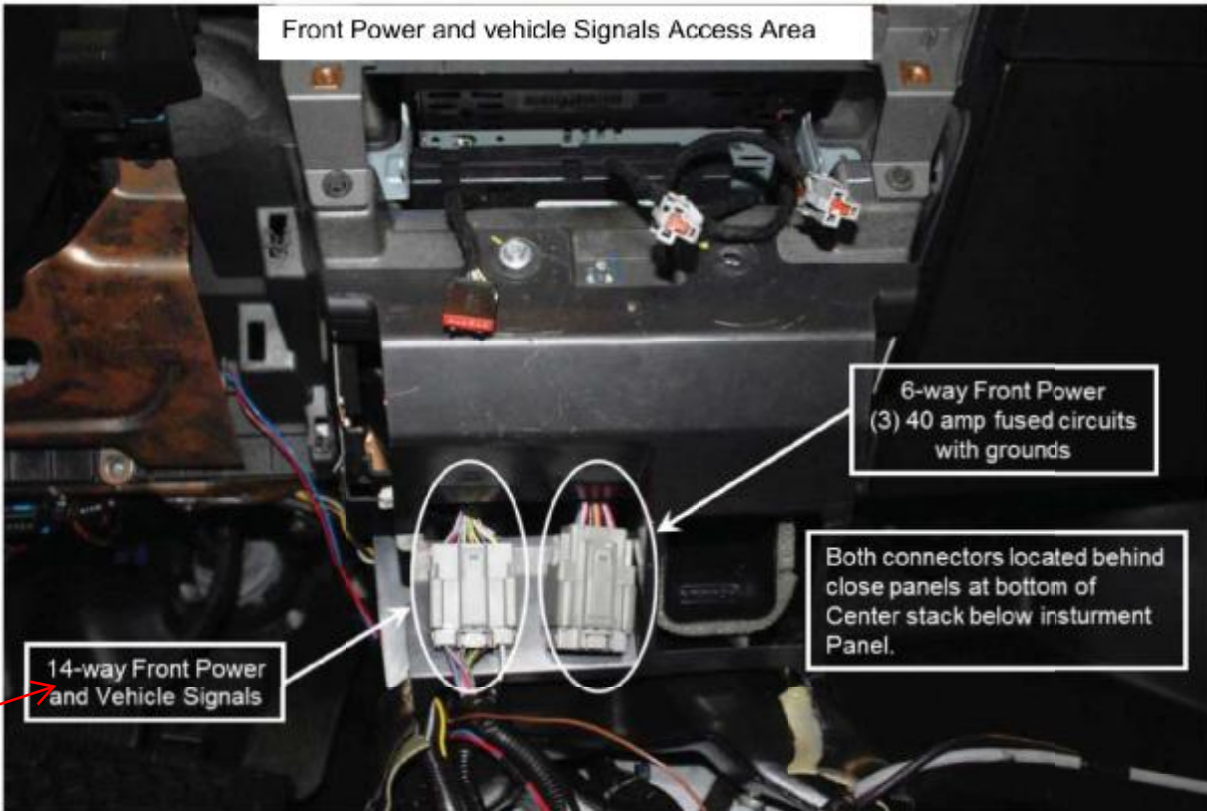
Section 2: Electrical



Sedan — Front Power And Vehicle Signals Access Area

- Located behind lower center instrument panel trim panels
- Siren speaker at Instrument panel center stack (4 Pin)
- Power/vehicle signals at instrument panel center stack (14 Pin)
- Police lights at instrument panel center stack (14 Pin)
- Police radio connector at instrument panel/center stack (4 Pin)
- 40A auxiliary power at instrument panel/center stack (6 Pin)

Section 2: Electrical



N0151471



Part# 3U2Z-14S411-BJAC



Part# 3U2Z-14S411-HEA

N0151470

Connector View For Connector 3U2Z-14S411-HEA (continued on the next page).

Pin Number	Description	Fuse	Wire Color
1	B+ (40A)	BJB #40	VT-RD
2	B+ (40A)	BJB #6	BN-RD
3	B+ (40A)	BJB #16	VT-RD
4	Ground	IP Tunnel	BK-BJ

Section 2: Electrical


(Continued)

5	Ground	IP Tunnel	BK-BJ
6	Ground	IP Tunnel	BK-BJ

Connector View For Connector 3U2Z-14S411-BJAC.

Pin Number	Description	Fuse	Wire Color
1	B+ Feed #1 (20A)	IP #2	GY-RD
2	Steering Wheel Switch #1 Output (1A) Grnd	GNRL Function Module	GY-BN
3	Steering Wheel Switch #2 Output (1A) Grnd	GNRL Function Module	WH-VT
4	Steering Wheel Switch #3 Output (1A) Grnd	GNRL Function Module	GN-BN
5	Steering Wheel Switch #4 Output (1A) Grnd	GNRL Function Module	YE-GY
6	Start (2A)	BJB #95	BN-BU
7	Run/Start #1 (20A)	BJB #73	WH-BN
8	B+ Feed #2 (20A)	IP #32	BU-RD
9	Vehicle Speed Output (VSS)	PCM	VT-OG
10	Delay Accessory (15A)	IP #17	GN-VT
11	B+ Feed #2 (15A)	IP #5	YE-RD
12	Park Detect Signal (Transmission)	Sifter GRND	GN
13	Driver Door Ajar Signal	IP #9 GRND	GN-VT
14	Run/Start #2 (20A)	IP #74	VT-BN

Connect Here


NOTE:

Fuse sizes are given to help locate the fuse in the Power Distribution Box (PDB). Ford recommends that current be limited to 85% of the value: 20 Amp should be limited to 17 Amp 15 Amp should be limited to 12 Amp.

Park Detect: Sources a ground when the vehicle is in park. This circuit is capable of grounding 1 Amp.

Driver Door Ajar: This circuit is a sense only grounded circuit when the door is closed. It is used to supply a module that has pull up resistors in its input.